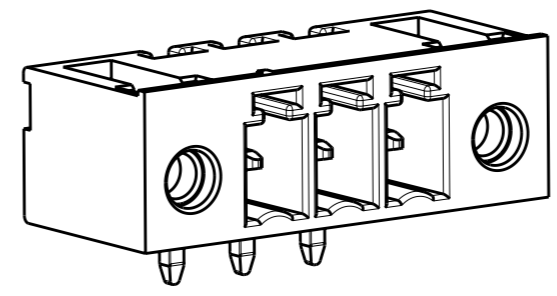
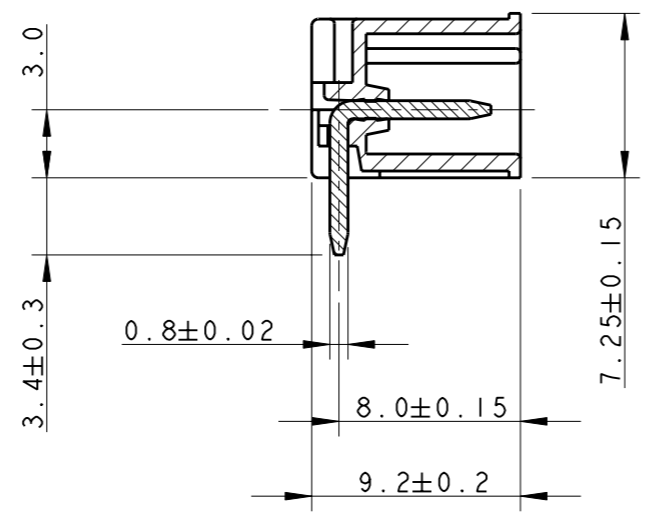
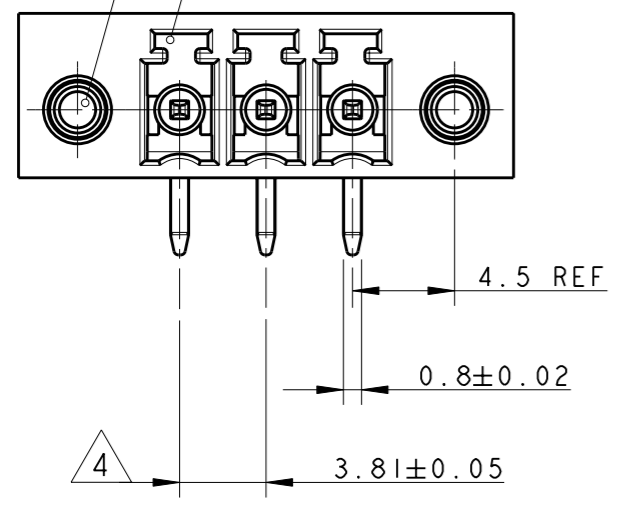


4 3 2 1

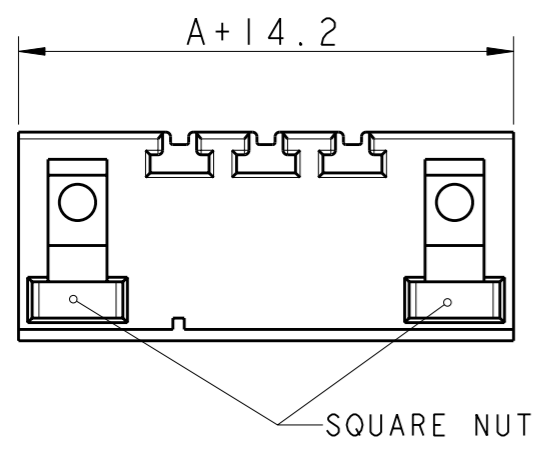
THIS DRAWING IS UNPUBLISHED. RELEASED FOR PUBLICATION 20  
 © COPYRIGHT 20 ALL RIGHTS RESERVED.

LOC	DIST	REVISIONS			
P	LTR	DESCRIPTION	DATE	DWN	APVD
FT	0	CI	REVISED PER ECO-11-005294	06APR2011	RK HMR

CAVITY FOR M2.5 FIXING SCREW  
 POLARIZATION KEY SLOT



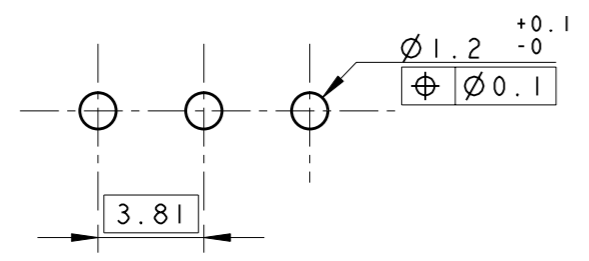
284541-3 AS SHOWN



- 1 MATERIALS AND FINISH  
 HOUSING : PA 6.6, UL 94-V0, COLOR GREEN  
 TERMINAL : PHOSPHOR BRONZE, TIN PLATED
- 2 CONNECTOR ASSEMBLY INCLUDED 2 SQUARE NUTS  
 LOADED IN CAVITY
- 3 SUITABLE FOR 1.6-2.4 mm. PC BOARD THICKNESS
- 4 NOT CUMULATIVE TOLERANCE

83.82	23	2-284541-3
80.01	22	2-284541-2
76.20	21	2-284541-1
72.39	20	2-284541-0
68.58	19	1-284541-9
64.77	18	1-284541-8
60.96	17	1-284541-7
57.15	16	1-284541-6
53.34	15	1-284541-5
49.53	14	1-284541-4
45.72	13	1-284541-3
41.91	12	1-284541-2
38.10	11	1-284541-1
34.29	10	1-284541-0
30.48	9	284541-9
26.67	8	284541-8
22.86	7	284541-7
19.05	6	284541-6
15.24	5	284541-5
11.43	4	284541-4
7.62	3	284541-3
3.81	2	284541-2
DIM A	NO OF POS	PART NUMBER

RECOMMENDED PC BOARD LAYOUT



THIS DRAWING IS A CONTROLLED DOCUMENT.		DWN E. ZANOLINI 07FEB2002	TE Connectivity	
DIMENSIONS: mm		CHK E. ZANOLINI 07FEB2002		
TOLERANCES UNLESS OTHERWISE SPECIFIED:		APVD D. BIEVENOUR 07FEB2002	NAME TERMINAL BLOCK, HEADER ASSEMBLY 90 DEG, 3.81mm PITCH WITH THREADED FLANGE	
0 PLC ±-		PRODUCT SPEC 108-20166	SIZE A3	CAGE CODE 00779
1 PLC ±.3		APPLICATION SPEC 114-20079	DRAWING NO C=284541	RESTRICTED TO -
2 PLC ±.25		WEIGHT -	SCALE 3:1	
3 PLC ±-		MATERIAL 1	SHEET 1 OF 1	
4 PLC ±-			REV CI	
ANGLES ±2		CUSTOMER DRAWING		